



Features

- . Input 115V / 230VAC selectable by switch, 50~60Hz
- . Output voltage selectable from 5V to 48Vdc constant voltage
- . Protections: Short Circuit / Overload / Over Voltage Protection
- . 100% full load burn-in test for 2Hrs to make every unit reliable.
- . All using 105°C long life electrolytic capacitors
- . High efficiency, long life and high reliability with slim size
- . LED indicator for power on and withstand 5G vibration test

Safety Standards

- . IEC62368-1 CB report for worldwide use
- . UL62368-1 + CAN/CSA 62368-1 for USA and Canada
- . EN 62368-1:2014/A11:2017 for European Union
- . AS/NZS 62368.1:2018 for Australia and New Zealand
- . J62368-1 for Japan and GB4943.1 for China market.



Product Description:

It is a highly reliable and compact 1000W switching power supply solution with 115Vac or 230Vac input selected by switch and designed strictly according to the international safety standards. The entire series supplies different models with output voltages ranging between 5Vdc and 48Vdc that can satisfy the demands for various types of communication devices, CCTV systems, LED lighting, industrial equipment, laser related machine, test and measurement instruments and so on. This 1000W enclosed type switching power supply utilizes aluminum alloy housing with temperature controlled fan for force air convection cooling to make low temperature rise.

Technical Specification

Typ. Model	KSE-1000-5	KSE-1000-12	KSE-1000-15	KSE-1000-24	KSE-1000-48
Output					
Output Voltage	5VDC	12VDC	15VDC	24VDC	48VDC
Rated Current	150A Max.	83.3A Max.	66.7A Max.	41.72A Max.	20.8A Max.
Current Range	0 ~ 150A	0 ~ 83.3A	0 ~ 66.7A	0 ~ 41.7A	0 ~ 20.8A
Output Power	750W Max.	1000W Max.	1000W Max.	1000W Max.	1000W Max.
Voltage Tolerance	±5%	±5%	±5%	±5%	±5%
Ripple & Noise	200mVp-p	200mVp-p	250mVp-p	250mVp-p	300mVp-p
Input					
Input voltage	115V / 230Vac or 254- 370Vdc				
Input Frequency	50-60Hz (When the input is AC)				
Input Current	17.5A Max. @ 115Vac 50/60Hz input				
Inrush Current	55A Max. @ 115 or 240Vac 50/60Hz input				
Efficiency (Typ.)	81%	85%	86%	88%	89%
Leakage Current	≤2.5mA @ full input range				
Protections					
Over current	105~125% rated output power. Auto-Recovery when the fault is removed				
Short Circuit	No damage. Auto-Recovery when the fault is removed				
Over temperature	Shut down o/p voltage, re-power on to recover				
Environmental					
Operation Temperature	-20°C to +40°C, 20%RH to 90%RH				
Storage Temp, Humidity	-45~ +85°C, 10%RH to 95%RH				
Operation Altitude	≤2000m @ full load and rated operating temperatures				
MTBF	≥50000Hrs @ full load and rated operating temperatures				
Mechanical					
Dimensions (W x L x H)	278.0 x 127.0 x 63.5mm (10.95 x 5.00 x 2.50 inch)				
Unit Weight	2.50g±100 grams				
Packing Information	6pcs/ Carton, carton dimensions:47*37*20cm, 16.0kgs/ Carton				

TEST REPORT

OUTPUT FUNCTION TEST

NO	TEST ITEM	SPECIFICATION	TEST CONDIDTION	RESULT	VERDICT
1	RIPPLE & NOISE	200mVp-p (Max)	I/P:230VAC / O/P:FULL LOAD / Ta:25°C	111mVp-p	P
2	VOLTAGE TOLERANCE	-5% ~ +5% (Max)	I/P:115VAC / 230VAC O/P:FULL~MIN. LOAD / Ta:25°C	-2% ~ +2% of output voltage	P
3	LINE REGULATION	-1% ~ +1% (Max)	I/P:90VAC ~264VAC O/P:FULL LOAD / Ta:25°C	-0.05% ~ +0.05% of output voltage	P
4	LOAD REGULATION	-3% ~ +3% (Max)	I/P:230VAC O/P:FULL ~MIN LOAD / Ta:25°C	-0.98% ~ +0.98% of output voltage	P
5	OVER/UNDERSHOOT	<±5%	I/P: 230VAC O/P:FULL LOAD / Ta:25°C	0.7%	P
6	SET UP TIME	1500 mS (Max)	I/P:230VAC O/P:FULL LOAD / Ta:25°C	990 mS	P
7	RISE TIME	50 mS (Max)	I/P: 230VAC O/P:FULL LOAD / Ta:25°C	38 mS	P
8	HOLD UP TIME	20 mS (Min)	I/P: 115VAC O/P:FULL LOAD / Ta:25°C	26 mS	P

INPUT FUNCTION TEST

NO	TEST ITEM	SPECIFICATION	TEST CONDIDTION	RESULT	VERDICT
1	VOLTAGE RANGE	85VAC ~ 132VAC 176VAC ~ 265VAC	I/P:TESTING O/P:FULL LOAD / Ta:25°C	75V~132VAC 158V ~ 265VAC	P
2	FREQUENCY RANGE	50HZ - 60HZ (Typ) NO DAMAGE OSC	I/P: 100VAC ~ 240VAC O/P:FULL~MIN LOAD / Ta:25°C	TEST: OK	P
3	EFFICIENCY	81% (Typ)	I/P:230VAC O/P:FULL LOAD / Ta:25°C	81.96%	P
4	AVERAGE EFFICIENCY	>79%	I/P:115/230VAC & O/P:25%、50%、75%、100% LOAD & Ta:25°C	80.33% (115VAC) 80.96% (230VAC)	P
5	AC CURRENT	17.50A (Max)	I/P:100VAC & O/P:FULL LOAD Ta:25°C	15.89A	P
6	INRUSH CURRENT	<55A COLD START	I/P: 230VAC / O/P:FULL LOAD Ta:25°C	47.06A	P
7	LEAKAGE CURRENT	<2.5mA	I/P:240VAC & O/P:Min LOAD Ta:25°C	L-FG:1.63mA N-FG:1.46mA	P

PROTECTION FUNCTION TEST

NO	TEST ITEM	SPECIFICATION	TEST CONDIDTION	RESULT	VERDICT
1	OVER LOAD PROTECTION	105 ~ 125% (Typ)	I/P:230VAC & O/P:TESTING Ta:25°C	116.71% HICCUP MODE	P
2	OVER VOLTAGE PROTECTION	115 ~ 135% (Typ)	I/P:230VAC O/P:MIN LOAD & Ta:25°C	Hiccup mode ,recovers automatically after fault condition is removed	P
3	SHORT PROTECTION	SHORT OUTPUT 1 HOUR NO DAMAGE	I/P:264VAC O/P:FULL LOAD & Ta:25°C	NO DAMAGE HICCUP MODE	P

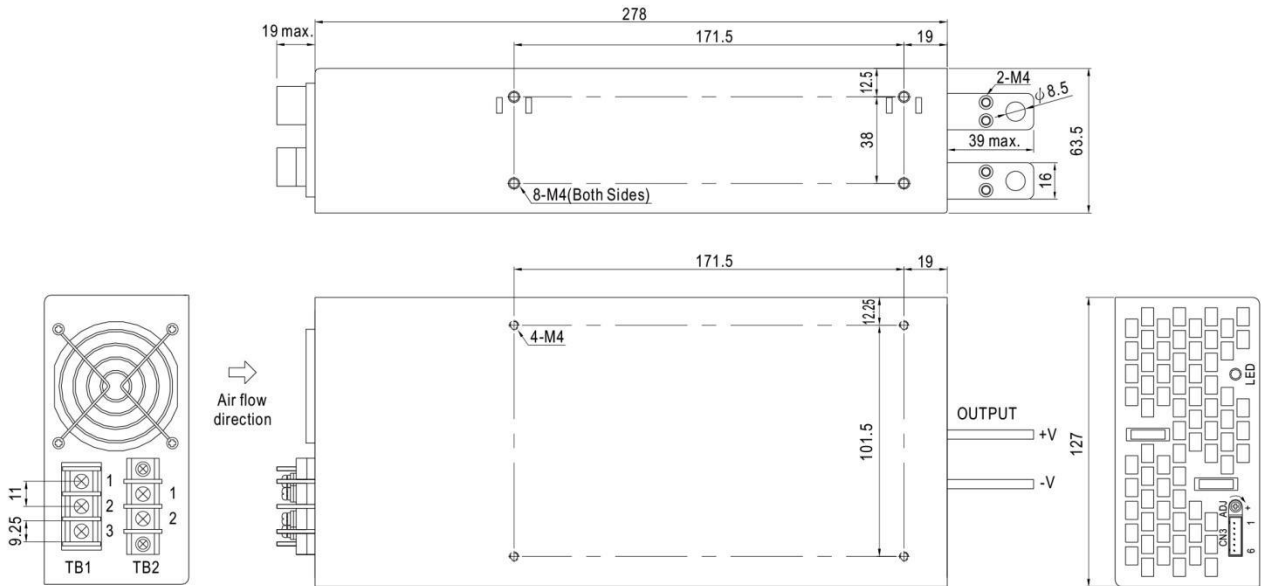
SAFETY TEST & E.M.C TEST

NO	TEST ITEM	SPECIFICATION	TEST CONDIDTION	RESULT	VERDICT
1	WITHSTAND VOLTAGE	I/P-O/P: 3KVAC/min I/P- FG: 1.5KVAC/min O/P-FG:0.5KVAC/min	I/P-O/P: 3.6 KVAC/min I/P-FG: 1.6 KVAC/min O/P-FG:0.6 KVAC/min Ta:25°C	I/P-O/P:8.36mA I/P-FG: 7.25mA O/P-FG:5.05mA NO DAMAGE	P
2	ISOLATION RESISTANCE	I/P-O/P:500VDC>100MΩ I/P-FG: 500VDC>100MΩ O/P-FG:500VDC>100MΩ	I/P-O/P: 500 VDC I/P-FG: 500 VDC O/P-FG: 500 VDC Ta:25°C	I/P-O/P: 9999MΩ I/P-FG: 9999MΩ O/P-FG:9999 MΩ NO DAMAGE	P
3	CONDUCTION	BS EN/EN55032(CISPR32), FCC PART 15 / CISPR22 CAN	I/P: 230 VAC (50HZ) O/P: FULL/50% LOAD Ta: 25°C	PASS Test by certified Lab	P
4	RADIATION	BS EN/EN55032(CISPR32), FCC PART 15 / CISPR22 CAN	I/P: 230 VAC (50HZ) O/P: FULL LOAD Ta: 25°C	PASS Test by certified Lab	P
5	SURGE	BS EN/EN61000-4-5 LIGHT INDUSTRY L-N: 1KV	I/P: 230 VAC/50HZ O/P: FULL LOAD / Ta: 25°C	CRITERIA A	P
6	E.S.D	BS EN/EN61000-4-2 LIGHT INDUSTRY AIR: 8KV / Contact: 4KV	I/P: 230 VAC/50HZ O/P: FULL LOAD Ta: 25°C	CRITERIA A	P

TEST RESULT	TESTER	REVIEW	APPROVAL
PASS	ZHU LI	WANG LW	ZHANG DL

Mechanical Specification

Unit:mm



TB1:AC input terminal

Pin No.	Assignment
1	AC/L
2	AC/N
3	FG ≐

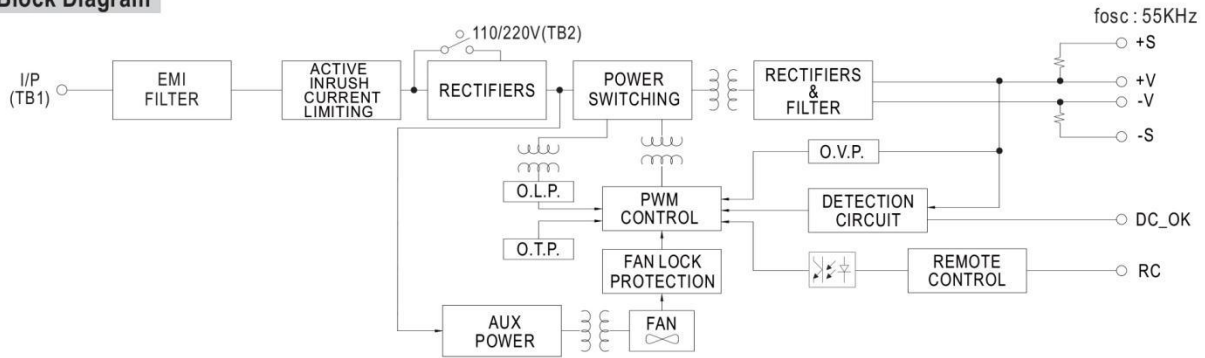
TB2:110/220V Change

Pin No.	110V	220V
1	Short	Open
2		

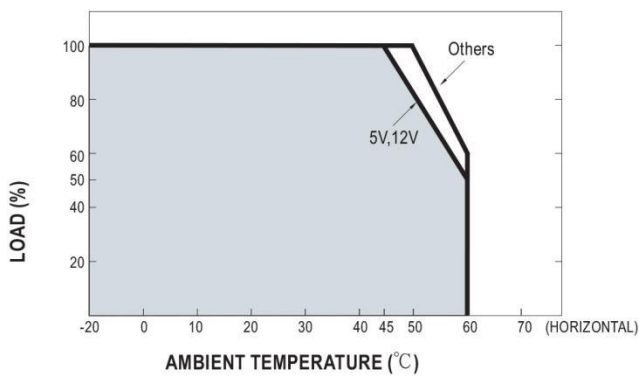
Control Pin (CN3) : JST B6B-XH or equivalent

Pin No.	Assignment	Pin No.	Assignment	Mating Housing	Terminal
1	DC_OK Signal	4	+S	JST XHP or equivalent	JST SXH-001T or equivalent
2	DC_OK GND	5	RC-		
3	-S	6	RC+		

Block Diagram



Derating Curve



Static Characteristics

